



**pvsolars.net**

ФИН КОНСУЛТ ПРИМ ЕООД, Булстат 202252315  
тел: 0896 82 50 22, email: pvsolarsnet@gmail.com  
гр. Съединение 4190, обл. Пловдив, Индустриална Зона

## Оферта с включен монтаж

### Трифазна соларна система SOLAX 10 kW без батерия

*/Трифазен хибриден инвертор 10kW, Фотоволтаични панели 10kW/*

ОБЕКТ: Соларна система, жилищна сграда, покрив					
№	описание на материалните средства, строително-монтажни работи	мярка	колич.	ед. цена в ЛВ С ДДС	Общо ЛВ С ДДС
1	Фотоволтаични панели 545W JA SOLAR	брой	18	429	7722
2	Соларен инвертор SOLAX X3-10.0 G4 трифазен	брой	1	6078	6078
3	SOLAX ограничител на изходящата енергия трифазен	брой	1	469	469
4	Алуминиева конструкция за покрив за 18 броя панели	брой	1	1960	1960
5	Соларен кабел, MC4 конектори, табла за защита	брой	1	2878	2878
6	Монтаж на конструкция и фотоволтаични панели Окабеляване на фотоволтаичната система Монтаж на Инвертор и табла защита Настройка и пускане в експлоатация	включени	1	4850	4850
				ОБЩО ЛВ С ДДС	23 957 ЛВ
Дата: 01.05.2023					

ФИН КОНСУЛТ ПРИМ ЕООД, Булстат 202252315  
тел: 0896 82 50 22, email: pvsolarsnet@gmail.com  
гр. Съединение 4190, обл. Пловдив, Индустриална Зона

## Технически характеристики на включените компоненти в системата

### Фотоволтаични модули

- Ефективност на модула 21,1%  $\geq$  20%
- Продуктова гаранция 12 години  $\geq$  12 години
- Деградация първа година  $\leq$  1%  $\leq$  2%
- Линейна деградация за:
  - еднолицеви модули  $\leq$  0,5% на година  $\leq$  0,6% на година,

### Инвертор

- Ефективност на инвертора (European weighted efficiency) 97,7%  $\geq$  96%
- Смущения от хармоници THD  $\leq$  3%  $\leq$  3%
- Продуктова гаранция 10 години  $\geq$  10 години
- Наличие на устройство, което ограничава връщане на електроенергия в мрежата съвместимо с инвертора или вградена такава функция на самият инвертор- Solax integrated Smart Meter

### Системи за съхранение

- НЯМА

### Конструкция

- Материалите и крепежните елементи, използвани в конструкцията за монтаж на модулите са алуминий и неръждаема стомана, които са нискокорозионни материали и не повишават степента на корозия, когато са монтирани заедно в масив или когато са монтирани върху повърхността на основна конструкция
- Продуктова гаранция 10 години  $\geq$  10 години

# Harvest the Sunshine

## DEEP BLUE 3.0

Mono

550W MBB Half-cell Module  
JAM72S30 525-550/MR Series

### Introduction

Assembled with 11BB PERC cells, the half-cell configuration of the modules offers the advantages of higher power output, better temperature-dependent performance, reduced shading effect on the energy generation, lower risk of hot spot, as well as enhanced tolerance for mechanical loading.



Higher output power



Lower LCOE



Less shading and lower resistive loss

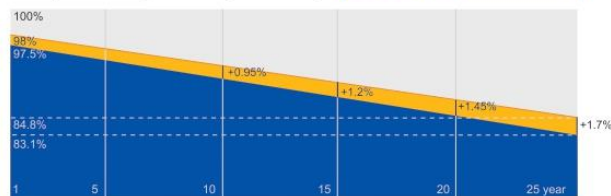


Better mechanical loading tolerance

### Superior Warranty

- 12-year product warranty
- 25-year linear power output warranty

0.55% Annual Degradation  
Over 25 years



■ New linear power warranty ■ Standard module linear power warranty

### Comprehensive Certificates

- IEC 61215, IEC 61730, UL 61215, UL 61730
- ISO 9001: 2015 Quality management systems
- ISO 14001: 2015 Environmental management systems
- ISO 45001: 2018 Occupational health and safety management systems
- IEC TS 62941: 2016 Terrestrial photovoltaic (PV) modules – Guidelines for increased confidence in PV module design qualification and type approval



# JASOLAR

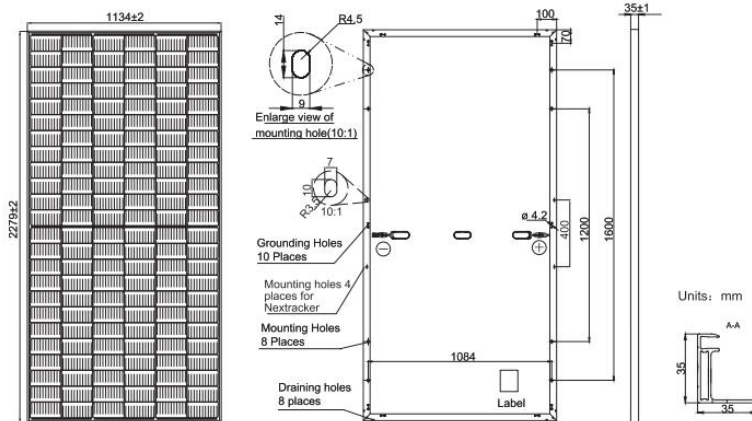
[www.jasolar.com](http://www.jasolar.com)

Specifications subject to technical changes and tests.  
JA Solar reserves the right of final interpretation.



ФИН КОНСУЛТ ПРИМ ЕООД, Булстат 202252315  
тел: 0896 82 50 22, email: [pvsolarsnet@gmail.com](mailto:pvsolarsnet@gmail.com)  
гр. Съединение 4190, обл. Пловдив, Индустриална Зона

**MECHANICAL DIAGRAMS**



Remark: customized frame color and cable length available upon request

**SPECIFICATIONS**

Cell	Mono
Weight	28.6kg±3%
Dimensions	2279±2mm×1134±2mm×35±1mm
Cable Cross Section Size	4mm <sup>2</sup> (IEC) , 12 AWG(UL)
No. of cells	144(6×24)
Junction Box	IP68, 3 diodes
Connector	QC 4.10(1000V) QC 4.10-35(1500V)
Cable Length (Including Connector)	Portrait: 300mm(+)/400mm(-); Landscape: 1300mm(+)/1300mm(-)
Packaging Configuration	31pcs/Pallet, 620pcs/40ft Container

**ELECTRICAL PARAMETERS AT STC**

TYPE	JAM72S30 -525/MR	JAM72S30 -530/MR	JAM72S30 -535/MR	JAM72S30 -540/MR	JAM72S30 -545/MR	JAM72S30 -550/MR
Rated Maximum Power(Pmax) [W]	525	530	535	540	545	550
Open Circuit Voltage(Voc) [V]	49.15	49.30	49.45	49.60	49.75	49.90
Maximum Power Voltage(Vmp) [V]	41.15	41.31	41.47	41.64	41.80	41.96
Short Circuit Current(Isc) [A]	13.65	13.72	13.79	13.86	13.93	14.00
Maximum Power Current(Imp) [A]	12.76	12.83	12.90	12.97	13.04	13.11
Module Efficiency [%]	20.3	20.5	20.7	20.9	21.1	21.3
Power Tolerance	0~+5W					
Temperature Coefficient of Isc(α <sub>Isc</sub> )	+0.045%/°C					
Temperature Coefficient of Voc(β <sub>Voc</sub> )	-0.275%/°C					
Temperature Coefficient of Pmax(γ <sub>Pmp</sub> )	-0.350%/°C					
STC	Irradiance 1000W/m <sup>2</sup> , cell temperature 25°C, AM1.5G					

Remark: Electrical data in this catalog do not refer to a single module and they are not part of the offer.They only serve for comparison among different module types.

**ELECTRICAL PARAMETERS AT NOCT**

TYPE	JAM72S30 -525/MR	JAM72S30 -530/MR	JAM72S30 -535/MR	JAM72S30 -540/MR	JAM72S30 -545/MR	JAM72S30 -550/MR
Rated Max Power(Pmax) [W]	397	401	405	408	412	416
Open Circuit Voltage(Voc) [V]	46.05	46.18	46.31	46.43	46.55	46.68
Max Power Voltage(Vmp) [V]	38.36	38.57	38.78	38.99	39.20	39.43
Short Circuit Current(Isc) [A]	10.97	11.01	11.05	11.09	11.13	11.17
Max Power Current(Imp) [A]	10.35	10.39	10.43	10.47	10.51	10.55
NOCT	Irradiance 800W/m <sup>2</sup> , ambient temperature 20°C, wind speed 1m/s, AM1.5G					

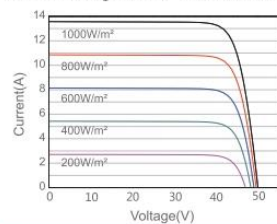
\*For NexTracker installations, Maximum Static Load, Front is 2400Pa while Maximum Static Load, Back is 2400Pa.

**OPERATING CONDITIONS**

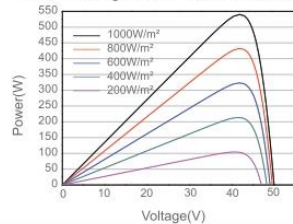
Maximum System Voltage	1000V/1500V DC
Operating Temperature	-40°C~+85°C
Maximum Series Fuse Rating	25A
Maximum Static Load,Front*	5400Pa(112lb/ft <sup>2</sup> )
Maximum Static Load,Back*	2400Pa(50lb/ft <sup>2</sup> )
NOCT	45±2°C
Safety Class	Class II
Fire Performance	UL Type 1

**CHARACTERISTICS**

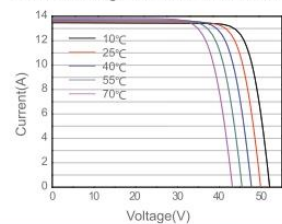
Current-Voltage Curve JAM72S30-540/MR



Power-Voltage Curve JAM72S30-540/MR



Current-Voltage Curve JAM72S30-540/MR



Premium Cells, Premium Modules

Version No. : Global\_EN\_20201207A





# NEW FROM SOLAX

## X3-HYBRID G4



### X3-Hybrid-D/M

5.0kW/6.0kW/8.0kW  
10.0kW/12.0kW/15.0kW

info@solaxpower.com  
service@solaxpower.com



## Features

### High-efficient

- 150% PV oversized and 110% overload output
- Maximum 150% overload output
- Higher efficiency on charging and discharging, up to 97.5%
- Built-in shadow tracking function

### Economic

- Maximum 16A DC input current, support for high power solar panel
- Store the surplus energy from PV to battery
- Low start output voltage makes inverter longer working time
- Less energy loss on battery to inverter

### Intelligent

- Switchover time <10ms
- Quick configuration with U-disk
- Lithium-ion battery compatible
- CT compatible, loads respond within 0.3s
- Intelligent loads management(e.g., Heat pump)
- On & Off-grid parallel function, up to 150kW
- 5 work modes, 2 charging periods available
- VPP ready, ancillary service in power market
- Three-phase unbalanced output 50% nominal output power on single phase at most

### Safe

- IP65 protection level
- Integrated SPD

### For More Informations Contact Us

www.solaxpower.com

AU: +61 1300 476529

DE: +49 6142 4091664

Global: +86 571-56260008

UK: +44 2476 586998

NL:+31 (0) 852 737932

**ФИН КОНСУЛТ ПРИМ ЕООД, Булстат 202252315**  
тел: 0896 82 50 22, email: pvsolarsnet@gmail.com  
гр. Съединение 4190, обл. Пловдив, Индустриална Зона



# X3-HYBRID G4 (THREE PHASE)

X3-HYBRID-5.0-D X3-HYBRID-6.0-D X3-HYBRID-8.0-D X3-HYBRID-10.0-D X3-HYBRID-12.0-D X3-HYBRID-15.0-D  
X3-HYBRID-5.0-M X3-HYBRID-6.0-M X3-HYBRID-8.0-M X3-HYBRID-10.0-M X3-HYBRID-12.0-M X3-HYBRID-15.0-M

## DC INPUT

Max. PV array input power [Wp]	8000	10000	12000	15000	18000	18000
Max. PV input voltage [V]	1000	1000	1000	1000	1000	1000
Start output voltage [V]	200	200	200	200	200	200
Nominal input voltage [V]	640	640	640	640	640	640
MPP voltage range [V]	180~950	180~950	180~950	180~950	180~950	180~950
No. of MPP trackers/Strings per MPP tracker	2(1/1)	2(1/1)	2(2/1)	2(2/1)	2(2/1)	2(2/1)
Max. input current(input A/input B) [A]	16/16	16/16	26/16	26/16	26/16	26/16
Max. short circuit current(input A/input B) [A]	20/20	20/20	30/20	30/20	30/20	30/20

## AC INPUT & OUTPUT

Nominal AC output power [W]	5000	6000	8000	10000	12000	15000
Max. AC output apparent power [VA]	5500	6600	8800	11000	13200	15000
Max. AC output current [A]	8.1	9.7	12.9	16.1	19.3	24.1
Max. AC input apparent power [VA]	10000	12000	16000	20000	20000	20000
Max. AC input current [A]	16.1	19.3	25.8	32.0	32.0	32.0
Nominal AC voltage [V]	415/240; 400/230; 380/220					
Nominal grid frequency [Hz]	50/60					
Displacement power factor	0.8 leading~0.8 lagging					
THDi (rated power) [%]	<3					

## BATTERY DATA

Battery type	Li-ion battery					
Battery voltage range [V]	180~650					
Max. continuous charge/discharge current [A]	30					

## EPS(OFF-GRID OR BACK-UP) OUTPUT (WITH BATTERY)

Nominal output power [W]	5000	6000	8000	10000	12000	15000
Peak apparent power [VA]	7500,60s	9000, 60s	12000,60s	15000, 60s	15000, 60s	16500, 60s
Max.continuous current [A]	7.2	8.7	11.6	14.5	17.5	21.8
Nominal voltage[V]; Frequency [Hz]	400/230; 50/60					
Switch time [ms]	<10					
Parallel operation	YES					

## SYSTEM DATA

Max. efficiency [%]	98.0					
Euro. efficiency [%]	97.7					
Battery charge/discharge efficiency [%]*1	98.5/97.5					
Standby consumption [W] @Night	<5					
Degree of protection	IP65					
Operating temperature range [°C]	-35~60 (Derating above +45°C)					
Max. operation altitude [m]	<3000					
Relative humidity [%]	0~100					
Typical noise emission [dB]	<35	<35	<35	<35	<45	<45
Storage temperature [°C]	-40~+70					
Dimensions(WxHxD) [mm]	503x503x199					
Net weight [kg]	30					
Cooling concept	Nature cooling	Nature cooling	Nature cooling	Nature cooling	Smart cooling	Smart cooling
Communication interfaces	CT/ Meter(optional)/ External control RS485/ Pocket WiFi(Optional; Pocket Lan/4G)/ DRM/ USB Upgrade/NTC(optional)					

## STANDARD

Safety	EN/IEC62109-1/-2					
EMC	EN61000-6-1/2/3/4;EN61000-3-2/3/11/12					
Certification	VDE4105 /G99 /G98 / AS4777 / EN50549/ CEI 0-21 /IEC61727/PEA/MEA/NRS-097-2-1/RD1699/TOR					

\*1: PV to BAT Max. efficiency 98.5%, BAT to AC Max. efficiency 97.5%.

V2.1. Information may be subject to modify without notice. 650.00010.00

Country of Origin: PR China  
 Manufacturer: Solax Power Network Technology (zhejiang) Co., Ltd.

**ФИН КОНСУЛТ ПРИМ ЕООД, Булстат 202252315**  
**тел: 0896 82 50 22, email: pvsolarsnet@gmail.com**  
**гр. Съединение 4190, обл. Пловдив, Индустриална Зона**