



pvsolars.net

ФИН КОНСУЛТ ПРИМ ЕООД, Булстат 202252315
тел: 0896 82 50 22, email: pvsolarsnet@gmail.com
гр. Съединение 4190, обл. Пловдив, Индустриална Зона

Оферта с включен монтаж

Трифазна соларна система SOLAX 5 kW с 5,8 kWh батерия

/Трифазен хибриден инвертор 8kW, Фотоволтаични панели 5kW, Батерия 5,8 kWh/

ОБЕКТ: Соларна система, жилищна сграда, покрив					
№	описание на материалните средства, строително-монтажни работи	мярка	колич.	ед. цена в ЛВ С ДДС	Общо ЛВ С ДДС
1	Фотоволтаични панели 545W JA SOLAR	брой	9	429	3861
2	Соларен инвертор SOLAX X3-8.0 G4 трифазен	брой	1	5792	5792
3	SOLAX ограничител на изходящата енергия трифазен	брой	1	469	469
4	Алуминиева конструкция за покрив за 9 броя панели	брой	1	1269	1269
5	Соларен кабел, MC4 конектори, табла за защита	брой	1	2610	2610
6	Акумулаторна Батерия Solax Triple Power TBH5.8 5.8kW с BMS и монтаж	брой	1	7990	7990
7	Монтаж на конструкция и фотоволтаични панели Окабеляване на фотоволтаичната система Монтаж на Инвертор и табла защита Настройка и пускане в експлоатация	включени	1	3870	3870
				ОБЩО ЛВ С ДДС	25 861 ЛВ
				Дата: 01.05.2023	

ФИН КОНСУЛТ ПРИМ ЕООД, Булстат 202252315
тел: 0896 82 50 22, email: pvsolarsnet@gmail.com
гр. Съединение 4190, обл. Пловдив, Индустриална Зона

Технически характеристики на включените компоненти в системата

Фотоволтаични модули

- Ефективност на модула 21,1% \geq 20%
- Продуктова гаранция 12 години \geq 12 години
- Деградация първа година \leq 1% \leq 2%
- Линейна деградация за:
 - еднолицеви модули \leq 0,5% на година \leq 0,6% на година,

Инвертор

- Ефективност на инвертора (European weighted efficiency) 97,7% \geq 96%
- Смущения от хармоници THD \leq 3% \leq 3%
- Продуктова гаранция 10 години \geq 10 години
- Наличие на устройство, което ограничава връщане на електроенергия в мрежата съвместимо с инвертора или вградена такава функция на самият инвертор- Solax integrated Smart Meter

Системи за съхранение

- Работна температура от 0°C до +55°C \geq 45°C на околната среда
- Продуктова гаранция 10 години \geq 5 години

Конструкция

- Материалите и крепежните елементи, използвани в конструкцията за монтаж на модулите са алуминий и неръждаема стомана, които са нискокорозионни материали и не повишават степента на корозия, когато са монтирани заедно в масив или когато са монтирани върху повърхността на основна конструкция
- Продуктова гаранция 10 години \geq 10 години

Harvest the Sunshine

DEEP BLUE 3.0

Mono

550W MBB Half-cell Module
JAM72S30 525-550/MR Series

Introduction

Assembled with 11BB PERC cells, the half-cell configuration of the modules offers the advantages of higher power output, better temperature-dependent performance, reduced shading effect on the energy generation, lower risk of hot spot, as well as enhanced tolerance for mechanical loading.



Higher output power



Lower LCOE



Less shading and lower resistive loss

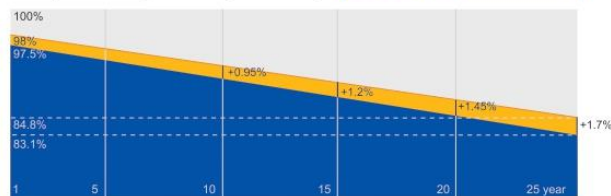


Better mechanical loading tolerance

Superior Warranty

- 12-year product warranty
- 25-year linear power output warranty

0.55% Annual Degradation
Over 25 years



■ New linear power warranty ■ Standard module linear power warranty

Comprehensive Certificates

- IEC 61215, IEC 61730, UL 61215, UL 61730
- ISO 9001: 2015 Quality management systems
- ISO 14001: 2015 Environmental management systems
- ISO 45001: 2018 Occupational health and safety management systems
- IEC TS 62941: 2016 Terrestrial photovoltaic (PV) modules – Guidelines for increased confidence in PV module design qualification and type approval



JASOLAR

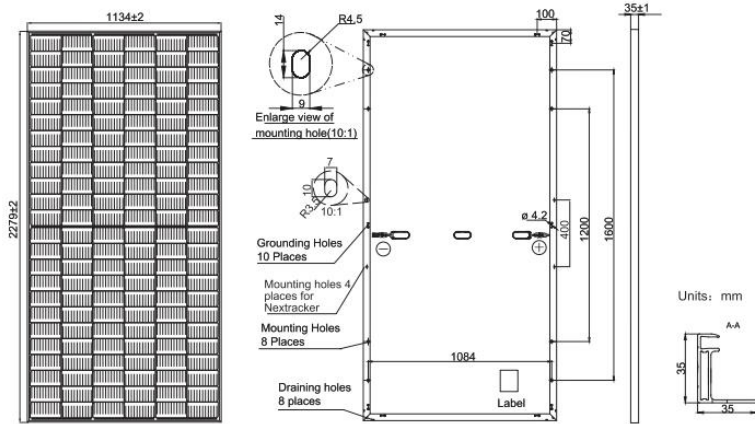
www.jasolar.com

Specifications subject to technical changes and tests.
JA Solar reserves the right of final interpretation.



ФИН КОНСУЛТ ПРИМ ЕООД, Булстат 202252315
тел: 0896 82 50 22, email: pvsolarsnet@gmail.com
гр. Съединение 4190, обл. Пловдив, Индустриална Зона

MECHANICAL DIAGRAMS



Remark: customized frame color and cable length available upon request

SPECIFICATIONS

Cell	Mono
Weight	28.6kg±3%
Dimensions	2279±2mm×1134±2mm×35±1mm
Cable Cross Section Size	4mm ² (IEC) , 12 AWG(UL)
No. of cells	144(6×24)
Junction Box	IP68, 3 diodes
Connector	QC 4.10(1000V) QC 4.10-35(1500V)
Cable Length (Including Connector)	Portrait: 300mm(+)/400mm(-); Landscape: 1300mm(+)/1300mm(-)
Packaging Configuration	31pcs/Pallet, 620pcs/40ft Container

ELECTRICAL PARAMETERS AT STC

TYPE	JAM72S30 -525/MR	JAM72S30 -530/MR	JAM72S30 -535/MR	JAM72S30 -540/MR	JAM72S30 -545/MR	JAM72S30 -550/MR
Rated Maximum Power(Pmax) [W]	525	530	535	540	545	550
Open Circuit Voltage(Voc) [V]	49.15	49.30	49.45	49.60	49.75	49.90
Maximum Power Voltage(Vmp) [V]	41.15	41.31	41.47	41.64	41.80	41.96
Short Circuit Current(Isc) [A]	13.65	13.72	13.79	13.86	13.93	14.00
Maximum Power Current(Imp) [A]	12.76	12.83	12.90	12.97	13.04	13.11
Module Efficiency [%]	20.3	20.5	20.7	20.9	21.1	21.3
Power Tolerance	0~+5W					
Temperature Coefficient of Isc(α _{Isc})	+0.045%/°C					
Temperature Coefficient of Voc(β _{Voc})	-0.275%/°C					
Temperature Coefficient of Pmax(γ _{Pmp})	-0.350%/°C					
STC	Irradiance 1000W/m ² , cell temperature 25°C, AM1.5G					

Remark: Electrical data in this catalog do not refer to a single module and they are not part of the offer.They only serve for comparison among different module types.

ELECTRICAL PARAMETERS AT NOCT

TYPE	JAM72S30 -525/MR	JAM72S30 -530/MR	JAM72S30 -535/MR	JAM72S30 -540/MR	JAM72S30 -545/MR	JAM72S30 -550/MR
Rated Max Power(Pmax) [W]	397	401	405	408	412	416
Open Circuit Voltage(Voc) [V]	46.05	46.18	46.31	46.43	46.55	46.68
Max Power Voltage(Vmp) [V]	38.36	38.57	38.78	38.99	39.20	39.43
Short Circuit Current(Isc) [A]	10.97	11.01	11.05	11.09	11.13	11.17
Max Power Current(Imp) [A]	10.35	10.39	10.43	10.47	10.51	10.55
NOCT	Irradiance 800W/m ² , ambient temperature 20°C, wind speed 1m/s, AM1.5G					

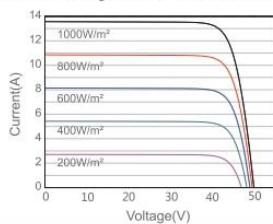
*For NexTracker installations, Maximum Static Load, Front is 2400Pa while Maximum Static Load, Back is 2400Pa.

OPERATING CONDITIONS

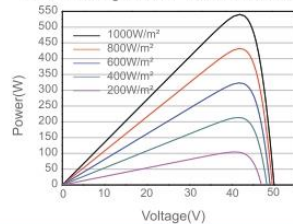
Maximum System Voltage	1000V/1500V DC
Operating Temperature	-40°C~+85°C
Maximum Series Fuse Rating	25A
Maximum Static Load,Front*	5400Pa(112lb/ft ²)
Maximum Static Load,Back*	2400Pa(50lb/ft ²)
NOCT	45±2°C
Safety Class	Class II
Fire Performance	UL Type 1

CHARACTERISTICS

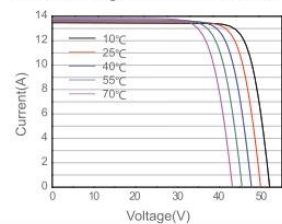
Current-Voltage Curve JAM72S30-540/MR



Power-Voltage Curve JAM72S30-540/MR



Current-Voltage Curve JAM72S30-540/MR



Premium Cells, Premium Modules

Version No. : Global_EN_20201207A



NEW FROM SOLAX

X3-HYBRID G4



X3-Hybrid-D/M
5.0kW/6.0kW/8.0kW
10.0kW/12.0kW/15.0kW

info@solaxpower.com
service@solaxpower.com



Features

High-efficient

- 150% PV oversized and 110% overload output
- Maximum 150% overload output
- Higher efficiency on charging and discharging, up to 97.5%
- Built-in shadow tracking function

Economic

- Maximum 16A DC input current, support for high power solar panel
- Store the surplus energy from PV to battery
- Low start output voltage makes inverter longer working time
- Less energy loss on battery to inverter

Intelligent

- Switchover time <10ms
- Quick configuration with U-disk
- Lithium-ion battery compatible
- CT compatible, loads respond within 0.3s
- Intelligent loads management(e.g., Heat pump)
- On & Off-grid parallel function, up to 150kW
- 5 work modes, 2 charging periods available
- VPP ready, ancillary service in power market
- Three-phase unbalanced output 50% nominal output power on single phase at most

Safe

- IP65 protection level
- Integrated SPD

For More Informations Contact Us

www.solaxpower.com Global: +86 571-56260008
AU: +61 1300 476529 UK: +44 2476 586998
DE: +49 6142 4091664 NL:+31 (0) 852 737932

ФИН КОНСУЛТ ПРИМ ЕООД, Булстат 202252315
тел: 0896 82 50 22, email: pvsolarsnet@gmail.com
гр. Съединение 4190, обл. Пловдив, Индустрална Зона



X3-HYBRID G4 (THREE PHASE)

X3-HYBRID-5.0-D X3-HYBRID-6.0-D X3-HYBRID-8.0-D X3-HYBRID-10.0-D X3-HYBRID-12.0-D X3-HYBRID-15.0-D
X3-HYBRID-5.0-M X3-HYBRID-6.0-M X3-HYBRID-8.0-M X3-HYBRID-10.0-M X3-HYBRID-12.0-M X3-HYBRID-15.0-M

DC INPUT

Max. PV array input power [Wp]	8000	10000	12000	15000	18000	18000
Max. PV input voltage [V]	1000	1000	1000	1000	1000	1000
Start output voltage [V]	200	200	200	200	200	200
Nominal input voltage [V]	640	640	640	640	640	640
MPP voltage range [V]	180~950	180~950	180~950	180~950	180~950	180~950
No. of MPP trackers/Strings per MPP tracker	2(1/1)	2(1/1)	2(2/1)	2(2/1)	2(2/1)	2(2/1)
Max. input current(input A/input B) [A]	16/16	16/16	26/16	26/16	26/16	26/16
Max. short circuit current(input A/input B) [A]	20/20	20/20	30/20	30/20	30/20	30/20

AC INPUT & OUTPUT

Nominal AC output power [W]	5000	6000	8000	10000	12000	15000
Max. AC output apparent power [VA]	5500	6600	8800	11000	13200	15000
Max. AC output current [A]	8.1	9.7	12.9	16.1	19.3	24.1
Max. AC input apparent power [VA]	10000	12000	16000	20000	20000	20000
Max. AC input current [A]	16.1	19.3	25.8	32.0	32.0	32.0
Nominal AC voltage [V]	415/240; 400/230; 380/220					
Nominal grid frequency [Hz]	50/60					
Displacement power factor	0.8 leading~0.8 lagging					
THDi (rated power) [%]	<3					

BATTERY DATA

Battery type	Li-ion battery					
Battery voltage range [V]	180~650					
Max. continuous charge/discharge current [A]	30					

EPS(OFF-GRID OR BACK-UP) OUTPUT (WITH BATTERY)

Nominal output power [W]	5000	6000	8000	10000	12000	15000
Peak apparent power [VA]	7500,60s	9000, 60s	12000,60s	15000, 60s	15000, 60s	16500, 60s
Max.continuous current [A]	7.2	8.7	11.6	14.5	17.5	21.8
Nominal voltage[V]; Frequency [Hz]	400/230; 50/60					
Switch time [ms]	<10					
Parallel operation	YES					

SYSTEM DATA

Max. efficiency [%]	98.0					
Euro. efficiency [%]	97.7					
Battery charge/discharge efficiency [%]*1	98.5/97.5					
Standby consumption [W] @Night	<5					
Degree of protection	IP65					
Operating temperature range [°C]	-35~60 (Derating above +45°C)					
Max. operation altitude [m]	<3000					
Relative humidity [%]	0~100					
Typical noise emission [dB]	<35	<35	<35	<35	<45	<45
Storage temperature [°C]	-40~+70					
Dimensions(WxHxD) [mm]	503x503x199					
Net weight [kg]	30					
Cooling concept	Nature cooling	Nature cooling	Nature cooling	Nature cooling	Smart cooling	Smart cooling
Communication interfaces	CT/ Meter(optional)/ External control RS485/ Pocket WiFi(Optional; Pocket Lan/4G)/ DRM/ USB Upgrade/NTC(optional)					

STANDARD

Safety	EN/IEC62109-1/-2					
EMC	EN61000-6-1/2/3/4;EN61000-3-2/3/11/12					
Certification	VDE4105 /G99 /G98 / AS4777 / EN50549/ CEI 0-21 /IEC61727/PEA/MEA/NRS-097-2-1/RD1699/TOR					

*1: PV to BAT Max. efficiency 98.5%, BAT to AC Max. efficiency 97.5%.

V2.1. Information may be subject to modify without notice. 650.00010.00

Country of Origin: PR China
 Manufacturer: Solax Power Network Technology (zhejiang) Co., Ltd.

ФИН КОНСУЛТ ПРИМ ЕООД, Булстат 202252315
тел: 0896 82 50 22, email: pvsolarsnet@gmail.com
гр. Съединение 4190, обл. Пловдив, Индустриална Зона

T-BAT SYS-HV Configuration List



	T-BAT H 5.8 V2	T-BAT H 11.5 V2	T-BAT H 17.3 V2	T-BAT H 23 V2
Nominal Voltage [V]	115.2	230.4	345.6	460.8
Operating Voltage [V]	100-131	200-262	300-393	400-524
Battery Type	Li-ion (LFP)	Li-ion (LFP)	Li-ion (LFP)	Li-ion (LFP)
Total Capacity [kWh]	5.8	11.5	17.3	23.0
Usable Capacity ^[1] [kWh]	5.1	10.4	15.5	20.7
Faradic Charge Efficiency [%]	99	99	99	99
Battery Roundtrip Efficiency [%]	95	95	95	95
Standard Power [kW]	2.8	5.7	8.6	11.5
Max Power [kW]	4.0	8.0	12.0	16.1
Recommend Charge/Discharge Current [A]	25	25	25	25
Max Charge/Discharge Current [A]	35	35	35	35
Short Circuit Current[A]	760	760	760	760
Cycle Life	>6000 Cycles	>6000 Cycles	>6000 Cycles	>6000 Cycles
Warranty [Year]	10	10	10	10
Available Operating Temperature Range [°C]	0 to 55			
Full-load Operating Temperature Range [°C]	5 to 48			
Relative Humidity [%]	4 to 100 (condensing)			
Altitude [m]	Below 2000			
Protection	IP65			
System to Inverter	CAN2.0			
Battery to Battery/BMS	RS485			
Data Collection Port /FW UPDATE	CAN2.0			
Master Control Working Mode Indicator	1 LED			
Master Control Capacity Indicator	4LED (25%, 50%, 75%, 100%)			
Battery Module LED	2 LED			
Reset	Button			
Switch ON/OFF	Buttonx1 + breakerx1			
Safety	CE, RCM, IEC62619, UL1973, ROHS, REACH			
UN Number	UN3840			
Hazardous Materials Classification	Class 9			
Transport Testing Requirement	UN38.3			
Dimensions(LxWxH) [mm]	474x193x708	474x193x708+474x193x647	474x193x708+(474x193x647)x2	474x193x708+(474x193x647)x3
Weight [kg]	72.2	72.2+68.5	72.2+68.5x2	72.2+68.5x3

[1] Test conditions:90% DOD, 0.2C charger & discharger @+25°C

* X3 Hybrid inverter can connect 2-4pcs of T58 batteries(1pc of T58 master, and rest 1-3pcs of T58 slave).

* X1 Hybrid inverter can connect 1-3pcs of T58 batteries(1pc of T58 master, without T58 slave, or with 1-2pcs of T58 slave).

* With BMS Parallel Box-II, the maximum battery quantity connected on each inverter varies, please kindly check datasheet of BMS Parallel Box-II.

* Maximum Charge/Discharge Current may be variant with different inverter models

V2.3*Information may be subject to change without notice. 650.00012.00